

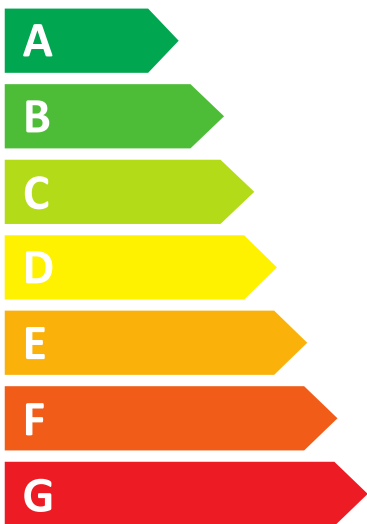



ENERG



Candy

RO 1486DWME/1-S



47 kWh /  100



8,0 kg



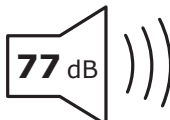
3:38



44 L



ABC**B**CDEFG



ABC**C**D